

DB Strategic Income Allocation Portfolios (USD)

DB Strategic Income Allocation USD (SIA) Conservative Plus USD

Objectives and investment policy

The fund is actively managed. The fund is not managed in reference to a benchmark. The investment objective of the Fund is to achieve a mid to long-term return and aims to limit losses of capital in excess of 10% on an annualised basis. In order to achieve the investment objective, the Fund will seek to gain exposure to three primary asset class portfolios diversified among and within themselves, being a Fixed Income Portfolio, an Equity Portfolio and an Alternatives Portfolio. The Fund's investments will be allocated to the portfolios in the proportions determined at the discretion of the Investment Manager, DWS Investment GmbH, on the basis of advice received from the Investment Advisor, the wealth management division of Deutsche Bank AG. In order to advise the Investment Manager, the Investment Advisor uses a strategic asset allocation approach, taking into account expected return, volatility and correlation in each portfolio. The Investment Advisor aims to suggest an allocation to provide the opportunity for a mid to long-term return in USD. The expected range of allocations for a "conservative" portfolio is a) Fixed Income Portfolio: up to 100%; b) Equity Portfolio: 0-60%; and c) Alternatives Portfolio: 0-15%. The Fund will also aim to weight each of the Portfolios towards exposure to USD denominated assets, such that the Fund has a US focus. In addition to the allocation to the Portfolios, the Investment Manager will seek to implement a strategy on the basis of the Investment Advisor's recommendation intended to preserve capital by limiting a fall in the value of the Fund's assets to no more than 10% on an annualised basis (the Risk Reduction Strategy). The Risk Reduction Strategy aims to limit the potential loss in the Fund during any 12-month period on a rolling basis. The Risk Reduction Strategy involves investment in Financial Derivative Instruments. Exposure to the Portfolios will principally be obtained through investment in exchange traded fund or funds (each an ETF) or other collective investment schemes or, in the case of single commodity exposures, through debt securities linked to the performance of such individual commodities, such as exchange traded notes or certificates. As an alternative to investing in an ETF, the Investment Manager may take exposure to a Financial Index through the use of Financial Derivative Instruments. The fund may sell call options on the underlying portfolio or portfolio related positions in order to receive a premium and increase the income. The currency of the fund is USD. The fund distributes semiannually. You may request the redemption of shares generally on a daily basis. The Company may, however, suspend or restrict the redemption if extraordinary circumstances appear to make this necessary, taking into account the interests of the investors.

Market overview

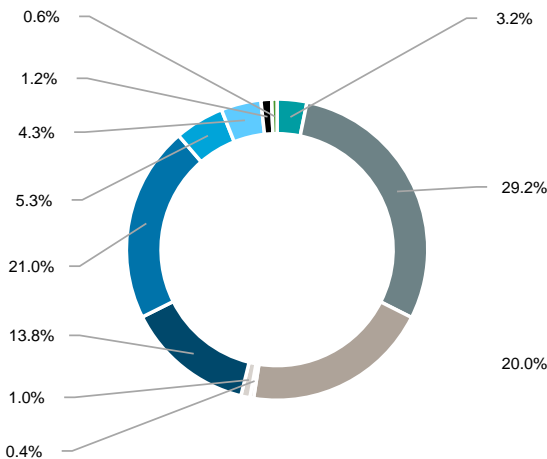
Although most of the tariffs for trade had been agreed with the US, uncertainties remain about politically motivated new changes by US President Trump. Despite these uncertainties, purchasing managers' indices rose in August and point to an improvement in economic momentum in the third quarter. Recently weaker US labour market data could prompt the Fed to cut its federal funds rate in September, despite inflation data that remain stubbornly above the target. By contrast, the ECB is likely to continue to pause interest rate cuts. With inflation rates close to 2% they are likely to monitor the impact of US tariffs on economic activity and inflation. Key interest rate expectations implied by the futures markets point to a further reduction of key interest rates only towards the end of the first quarter of 2026. The news flow in August was determined by politics. Following the resignation of a Fed governor in early August, and the (provisional) firing of another governor following uncertainties surrounding mortgage lending, concerns rose about possible constraints on the Fed's independence. In France, Prime Minister Bayrou raised the question of confidence with respect to an austerity budget. The vote in Parliament is due to take place on September 8th, with the risk that there would be no approval, a new prime minister will have to be appointed or even new elections to be held. Financial markets were nonetheless resilient. The interest rate structure in the USA steepened. In Europe the yield spread from French government bonds to German government bonds widened. The major equity indices rose to 5,352 points in the EuroStoxx 50 and 6,460 points in the S&P 500. The price of gold rose to USD 3,449 per troy ounce and the price of oil ended the month at USD 68 per barrel of Brent.

Portfolio positioning

August began with rising yields as the U.S. tariff deadline ended, followed by a disappointing U.S. labor market report that fueled fears of a dip in growth. In Europe, the forthcoming vote of confidence in France led to an increase in yield premiums on French government bonds. Corporate bonds were preferred by investors. Equity markets initially struggled a bit, but optimism about possible interest rate cuts by the US Federal Reserve contributed to a positive development over the course of the month. The portfolio allocation was actively reviewed by the portfolio management team in collaboration with the risk management team. It was decided to maintain the chosen strategic orientation and not to make changes to the overall allocation. With positive market development and rising fund performance, the hedging instruments showed respective value declines within expected ranges. In this market context no adjustments of the hedging positions became necessary. The fund performed according to capital markets development.

August 2025 DB Strategic Income Allocation USD (SIA) Conservative Plus USD

ASSET CLASS AS OF: 31/08/2025	
Cash*	3.2%
Fixed Inc. Sovereign	29.2%
Fixed Inc. Corporates	20.0%
Fixed Inc. Other	1.4%
Fixed Inc. Total	50.6%
Equities Europe	13.8%
Equities US	21.0%
Equities Asia Pacific	5.3%
Equities Japan	4.3%
Equities Other	1.2%
Equities Total	45.5%
Hedging	0.6%



The asset allocation is based on the report date and can change at any time without prior notice. The allocations are based on look-through of the target funds invested in this product. Allocations in the past are not an indication of future allocations.
*Cash consists of strategy liquidity and target fund liquidity.

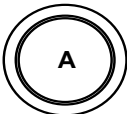
FUND DATA

Launch date	28/06/2021
Number of holdings	11,951
MSCI ESG Rating	A
SFDR regulation	Article 6

Data as of: 31/08/2025
Source: DWS Investment GmbH

Important note: The fund does not pursue an investment policy based on ESG criteria. The average is taken into consideration here, meaning that the fund's investments may have no ESG rating or a lower ESG rating than the fund-level average indicates. More information about the MSCI Fund ESG Rating can be found at the end of this document.

MSCI ESG RATINGS



CCC	B	BB	BBB	A	AA	AAA
0.7	2.2	7.3	13.9	44.4	20.0	8.8

Please refer to the glossary for more information and explanations of terms.

FUND DATA

Fund Name	DB Strategic Income Allocation USD (SIA) Conservative Plus USD SBD		
Investment Management Company	DWS Investment GmbH	ISIN	LU2330519260
Custodian	State Street Bank International GmbH, Luxembourg Branch	WKN	DWS3B6
Investment Advisor	Deutsche Bank AG Frankfurt	Entry charge (max.)	3.00%
Fund AuM in USD	28,362,226.57	Management Fee p.a.	0.65%
Fund Currency	USD	TER ¹ p.a.	0.87%
Fund Inception Date	28/06/2021	Investment Profile	Income-Oriented
Fiscal Year	31/12/2025	Accumulating / Distributing	Distributing

Transparency in accordance with Article 6 of the Disclosure Regulation (EU) No 2019/2088 Link:

<https://funds.dws.com/en-lu/balanced-funds/LU2330519260>

1) The ongoing charges / TER figure (total expense ratio) is based on expenses for the last finished financial year. This figure may vary from year to year. The ongoing charges figure excludes performance fees and transaction costs. Information provided on ongoing charges is an estimate until the first financial year of the fund has concluded and the annual report has been published. Please note that Deutsche Bank AG Wealth Management may show prospective investors different costs and cost quotas. They may exceed the herein mentioned costs. This may be triggered by regulatory reasons following the Markets in Financial Instruments Directive (MiFID 2).

(2) Important notice: Deutsche Bank AG, Wealth Management as distribution agent may report costs or expense ratios to interested investors that may differ from and exceed the costs described here. This may be due to the new regulatory requirements for the calculation and reporting of costs by these distribution agents, in particular as a result of the implementation of Directive 2014/65/EU (Markets in Financial Instruments Directive - "MiFID2 Directive") from January 3, 2018.

SHARE CLASSES

Share Class	Curr.	ISIN	WKN	Earnings	Front-end-Load	Issue Price	Redemption Price	Mangement Fee p.a.	Running costs / TER p.a.	plus performance-related fee p.a.	Minimum Investment Amount
USD LBD	USD	LU2330519427	DWS3B4	Distribution	3.00%	90.94	88.29	1.30%	1.52%	--	--
USD LBD10	USD	LU2330519344	DWS3B5	Distribution	1.00%	9,267.75	9,175.99	0.45%	0.68%	--	10,000,000
USD PFBD	USD	LU2385215640	DWS3D7	Distribution	--	87.70	87.70	1.05%	2.26%	--	--
USD SBD	USD	LU2330519260	DWS3B6	Distribution	3.00%	9,366.27	9,093.46	0.65%	0.87%	--	500,000
USD WAMBD	USD	LU2330519187	DWS3B7	Distribution	--	9,261.32	9,261.32	0.25%	0.46%	--	--

August 2025 DB Strategic Income Allocation USD (SIA) Conservative Plus USD

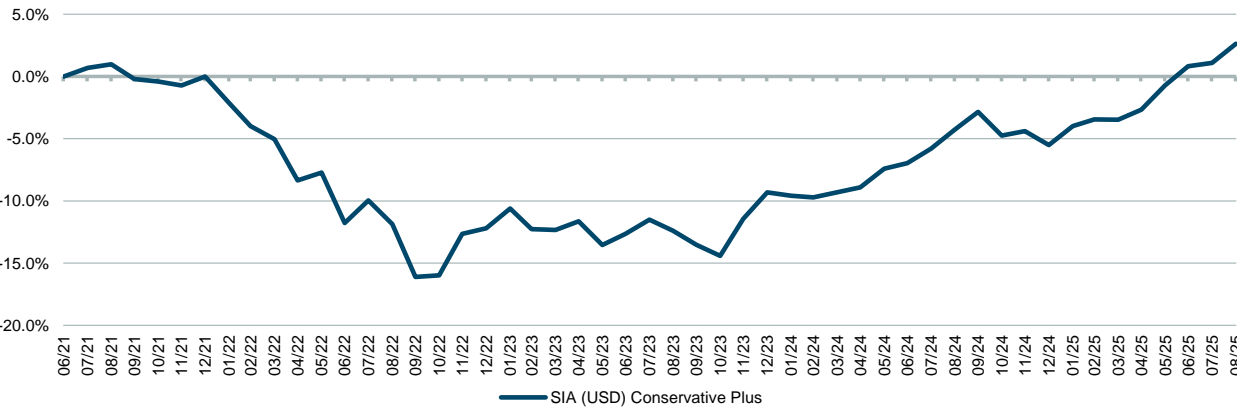
PERFORMANCE OVERVIEW

As of: 31/08/2025	DB Strategic Income Allocation USD (SIA) Conservative Plus USD SBD
--	--
--	--
--	--
--	--
--	--
06/21 - 08/21	0.99%
08/21 - 08/22	-12.73%
08/22 - 08/23	-0.60%
08/23 - 08/24	9.28%
08/24 - 08/25	7.20%
5 Years	--
Annualized (5 Years)	--
1 Month	1.53%
3 Months (Quarterly)	3.38%
Year-to-Date	8.62%
Since Inception (SI)	2.62%
Annualized (SI)	0.62%

Data as of: 31/08/2025
Source: DWS Investment GmbH

Past performance is not indicative of future returns.

PERFORMANCE SINCE INCEPTION



Data as of: 31/08/2025
Source: DWS Investment GmbH

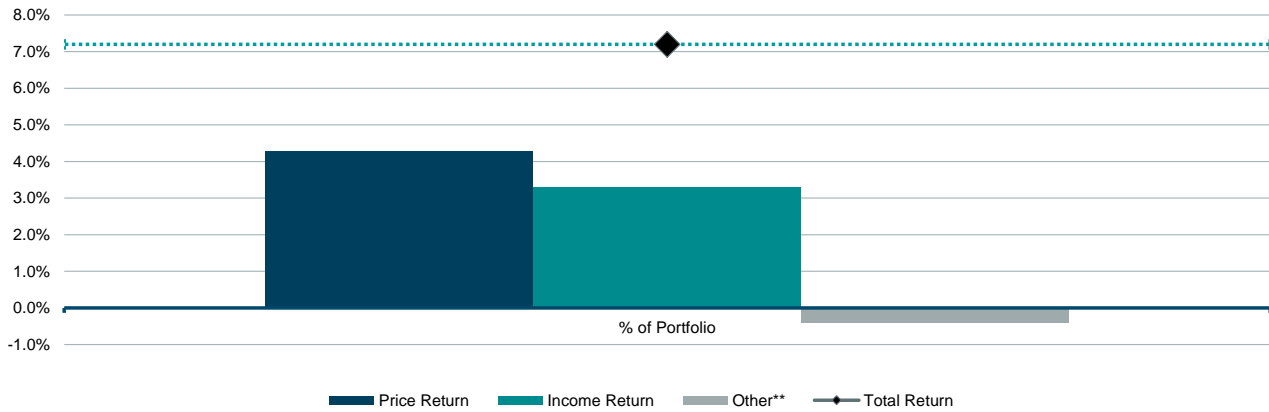
Past performance is not indicative of future returns.

Calculation of performance is based on the BVI return and excludes front-end fees. Individual costs such as fees commissions and other charges have not been included in this presentation and would have an adverse impact on returns if they were included. Further information on costs and charges is provided on section "fund data".

Explanations and modeling techniques; assumption: an investor wishes to purchase units for USD 1,000.00 With a maximum sales charge of 3.00% of the gross investment amount, the investor has to pay USD 1,030.93. That corresponds to 3.09% of the net investment amount. The gross performance (BVI method) includes all costs incurred at the fund level, the net performance also includes the sales charge; additional costs may be incurred at the investor level (e.g. custody costs). Since the sales charge is only levied in the first year, the net/gross amount shown is different only in this year. Past performance is not a reliable indicator of future performance.

August 2025 DB Strategic Income Allocation USD (SIA) Conservative Plus USD

1 YEAR REALISED RETURN BREAKDOWN*



* Return is based on calculation methodology of time weighted returns (TWR).

** Other includes costs & charges.

Data as of: 31/08/2025

Source: DWS Investment GmbH


Past performance is not indicative of future returns.

CUMULATIVE PERFORMANCE (IN %)

	1 Month	3 Month	YTD	SI	SI avg	5 Years	5 Years avg	08/24 - 08/25	08/23 - 08/24	08/22 - 08/23	08/21 - 08/22	06/21 - 08/21
USD LBD(USD)	1.48%	3.21%	8.16%	-0.14%	-0.03%	--	--	6.52%	8.53%	-1.23%	-13.30%	0.87%
USD LBD10(USD)	1.54%	3.43%	8.77%	3.49%	0.82%	--	--	7.41%	9.50%	-0.40%	-12.56%	1.03%
USD PFB(USD)	1.41%	3.02%	7.65%	-1.88%	-0.52%	--	--	5.71%	7.85%	-2.09%	-12.11%	0.00%
USD SBD(USD)	1.53%	3.38%	8.62%	2.62%	0.62%	--	--	7.20%	9.28%	-0.60%	-12.73%	0.99%
USD WAMBD(USD)	1.56%	3.48%	8.91%	4.38%	1.03%	--	--	7.63%	9.73%	-0.20%	-12.38%	1.06%

August 2025 DB Strategic Income Allocation USD (SIA) Conservative Plus USD

RISK/RETURN OVERVIEW*



* Risk measure is the annualized standard deviation, based on monthly returns for a period of 5 years. If launch date of the Fund / unit class is less than 5 years, then risk indicators are calculated since launch date.

Data as of: 31/08/2025

Source: DWS Investment GmbH

RISK INDICATORS OVERVIEW

	Sharpe Ratio	Maximum drawdown* (since inception)	Annualized Volatility
DB Strategic Income Allocation USD (SIA) Conservative Plus USD	-0.48	-18.47%	6.16%

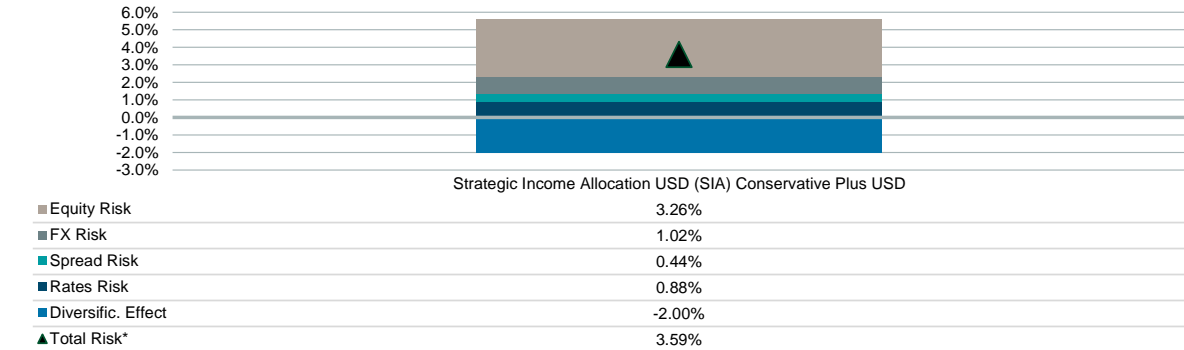
Risk indicators are calculated based on monthly returns for a period of 5 years. If launch date of the Fund / unit class is less than 5 years, then risk indicators are calculated since launch date.

* Maximum drawdown is defined as the percentage-wise maximum loss compared to the all-time high since inception of the solution.

Data as of: 31/08/2025

Source: DWS Investment GmbH

RISK TYPES



* Total Risk - Risk measure of maximum possible loss during 10 trading days (99% confidence level of normal distribution). Calculated based on historic daily returns.

Data as of: 31/08/2025

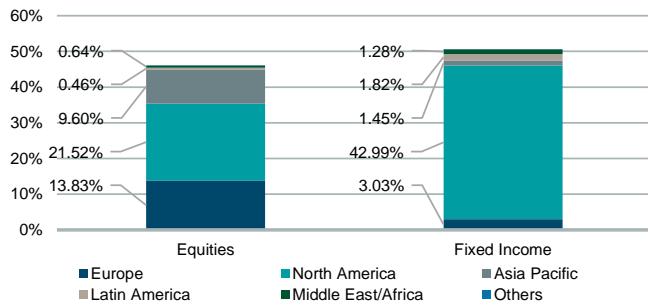
Source: DWS Investment GmbH

Risk Type	Details
Equity Risk	Stock Return Based
FX Risk	FX Spot, FX Basis
Rates Risk	USD Int Rates, DEM Int Rates, EUR Sovereign Spreads
Spread Risk	Corporate Bond Spreads, Emerging Market Spreads
Rates risk	Interest Rates
Diversification Effect	Total VaR minus sum of stand-alone VaR

Risks: The fund invests a substantial portion in other funds. When investing in other funds, it must be taken into consideration that multiple target funds may follow investment strategies which are identical or contrary to one another. This can result in a cumulative effect of existing risks, and any opportunities for returns might be offset. The fund concludes derivative transactions with various contractual partners to a significant extent. A derivative is a financial instrument whose value depends on the development of one or more underlying. Due to its structure (e.g. due to leverage) it may have a stronger impact on the fund than is the case if an underlying instrument is acquired directly. The fund invests in equities. Equities are subject to strong price fluctuations and this also to the risk of price decreases. The fund invests in emerging markets. Investing in assets from the emerging markets generally entails a greater risk (potentially including considerable legal, economic and political risks) than investing in assets from the markets of established countries. The fund invests in bonds, the value of which depends on whether the issuer is able to afford its payments. The deterioration of credit quality (ability and willingness to repay) may have an adverse affect on the value of the bond. The fund may also invest in assets that are not denominated in euro. This can result in your investment falling in value if the euro exchange rate against these currencies increases. The fund does not offer the capital guarantee and your investment if made to your own risk. The value of your investment can increase as well as decrease and the fund share price can decrease at any time below the purchase price.

August 2025 DB Strategic Income Allocation USD (SIA) Conservative Plus USD

REGIONAL BREAKDOWN PORTFOLIO



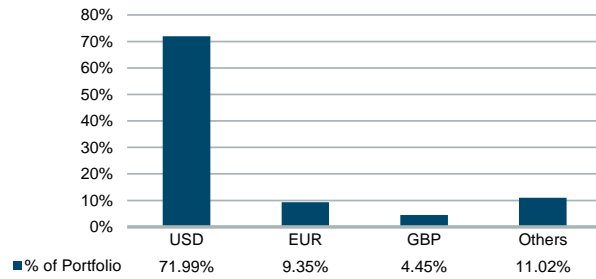
Data based on lookthrough for the funds in the portfolio down to single security level. Portfolio calculation is done ex liquidity.

Data as of: 31/08/2025

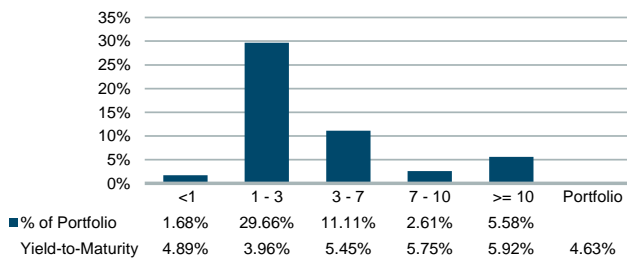
Source: DWS Investment GmbH

The asset allocation is based on the report date and can change at any time without prior notice. Allocations in the past are not an indication of future allocations.

CURRENCY BREAKDOWN PORTFOLIO



FIXED INCOME DURATION BREAKDOWN (YEARS)



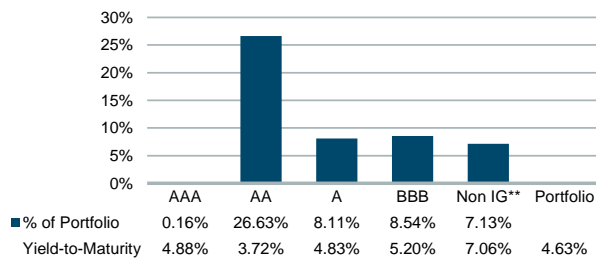
Average Duration Fixed Income: 4.02

Data based on lookthrough for the funds in the portfolio down to single security level. Portfolio calculation is done ex liquidity.

Data as of: 31/08/2025

Source: DWS Investment GmbH

BREAKDOWN FIXED INCOME BY AVG. RATING*



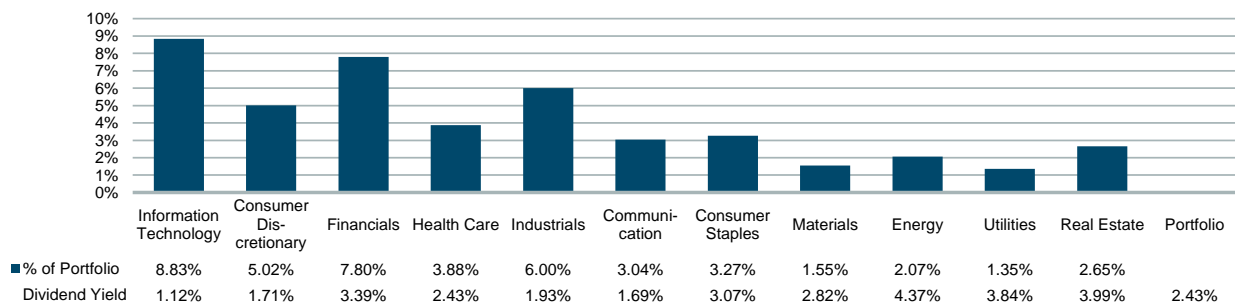
Average Rating Fixed Income: A

* Average is calculated using S&P ratings. Terms of use for S&P ratings are provided under following link: <https://go.dws.de/sp-disclaimer>.

** Non IG means high yield bond (non-investment grade)

The asset allocation is based on the report date and can change at any time without prior notice. Allocations in the past are not an indication of future allocations.

EQUITY SECTOR BREAKDOWN AND DIVIDEND YIELD



Data based on lookthrough for the funds in the portfolio down to single security level. Portfolio calculation is done ex liquidity.

Data as of: 31/08/2025

Source: DWS Investment GmbH

The asset allocation is based on the report date and can change at any time without prior notice. Allocations in the past are not an indication of future allocations.

August 2025 DB Strategic Income Allocation USD (SIA) Conservative Plus USD

TOP 20 BOND ISSUERS		
Name	% of Portfolio	Yield-to-Maturity
UNITED STATES TREASURY	25.27%	3.67%
JPMORGAN CHASE & CO	0.47%	4.92%
BANK OF AMERICA CORP	0.42%	5.01%
MORGAN STANLEY	0.35%	4.97%
GOLDMAN SACHS GROUP INC/THE	0.30%	5.02%
WELLS FARGO & COMPANY	0.28%	5.01%
CITIGROUP INC	0.27%	5.07%
ORACLE CORPORATION	0.21%	5.51%
VERIZON COMMUNICATIONS INC	0.21%	5.09%
HSBC HOLDINGS PLC	0.21%	5.26%
AT&T INC	0.21%	5.35%
UNITEDHEALTH GROUP INC	0.20%	5.31%
COMCAST CORPORATION	0.20%	5.22%
TURKEY (REPUBLIC OF)	0.17%	6.35%
ABBVIE INC	0.17%	5.00%
APPLE INC	0.17%	4.83%
T-MOBILE USA INC	0.16%	5.06%
BRAZIL FEDERATIVE REPUBLIC OF (GOVERNMENT)	0.16%	5.89%
BROADCOM INC	0.16%	4.76%
PHILIPPINES (REPUBLIC OF)	0.15%	4.85%

Data based on lookthrough for the funds in the portfolio down to single security level. Portfolio calculation is done ex liquidity.

This information is intended for informational purposes only and does not constitute investment advice, a recommendation, an offer or solicitation.

Data as of: 31/08/2025
Source: DWS Investment GmbH

August 2025 DB Strategic Income Allocation USD (SIA) Conservative Plus USD

TOP 20 EQUITY HOLDINGS

Name	Sector	% of Portfolio	Dividend Yield
NVIDIA CORPORATION	Information Technology	1.13%	0.02%
MICROSOFT CORPORATION	Information Technology	1.00%	0.70%
APPLE INC	Information Technology	0.92%	0.44%
TAIWAN SEMICONDUCTOR MANUFACTURING CO LTD	Information Technology	0.65%	1.70%
ALPHABET INC	Communication	0.60%	0.38%
AMAZON.COM INC	Consumer Discretionary	0.57%	0.00%
ASML HOLDING NV	Information Technology	0.49%	1.13%
SAP SE	Information Technology	0.47%	1.03%
META PLATFORMS INC	Communication	0.43%	0.29%
EXXON MOBIL CORP	Energy	0.39%	3.51%
BROADCOM INC	Information Technology	0.37%	0.80%
SIEMENS AG	Industrials	0.35%	2.27%
TENCENT HOLDINGS LTD	Communication	0.34%	0.86%
JOHNSON & JOHNSON	Health Care	0.34%	2.92%
HOME DEPOT INC	Consumer Discretionary	0.32%	2.24%
ASTRAZENECA PLC	Health Care	0.30%	2.03%
ABBVIE INC	Health Care	0.29%	3.09%
PROCTER & GAMBLE CO	Consumer Staples	0.29%	2.73%
HSBC HOLDINGS PLC	Financials	0.28%	5.26%
SHELL PLC	Energy	0.27%	3.94%

Data based on lookthrough for the funds in the portfolio down to single security level. Portfolio calculation is done ex liquidity.

This information is intended for informational purposes only and does not constitute investment advice, a recommendation, an offer or solicitation.

Data as of: 31/08/2025
Source: DWS Investment GmbH

August 2025 DB Strategic Income Allocation USD (SIA) Conservative Plus USD

ALLOCATION DB STRATEGIC INCOME ALLOCATION USD (SIA) CONSERVATIVE PLUS USD FUND AS OF AUGUST 2025

ETF Name	% of Portfolio	MSCI ESG Rating
Cash	3.2%	
Cash	3.2%	
Fixed Income	50.7%	
Invesco US Treasury Bond 1-3 Year UCITS ETF	7.4%	A
Xtrackers II US Treasuries 1-3 UCITS ETF 1D	17.9%	A
Vanguard USD Corporate 1-3 year Bond UCITS ETF	1.9%	A
Xtrackers USD Corporate Bond UCITS ETF 1D	13.7%	A
Xtrackers USD High Yield Corporate Bond UCITS ETF 1D	4.8%	BBB
Xtrackers II USD Emerging Markets Bond UCITS ETF 2D	4.9%	BB
Equities	43.5%	
Fidelity US Quality Income UCITS ETF	5.7%	A
iShares UK Dividend UCITS ETF	4.3%	AA
SPDR S&P 500 UCITS ETF	14.5%	A
UBS MSCI Japan UCITS ETF	4.1%	AA
Xtrackers Euro Stoxx 50 UCITS ETF 1D	5.2%	AA
Xtrackers Euro Stoxx Quality Dividend UCITS ETF 1D	3.3%	AA
Xtrackers MSCI Emerging Markets UCITS ETF 1D	6.3%	A
Real Estate	2.1%	
HSBC FTSE EPRA/NAREIT Developed UCITS ETF	2.1%	A
Derivatives	0.6%	
Derivatives	0.6%	

This information is intended for informational purposes only and does not constitute investment advice, a recommendation, an offer or solicitation.

Data as of: 31/08/2025
Source: DWS Investment GmbH

FUNDS DISTRIBUTIONS

Date	USD SBD(USD)	USD LBD(USD)	USD LBD10(USD)	USD WAMBD(USD)	USD PFBD(USD)
04/03/2022	100.10	1.00	100.10	100.10	
16/08/2022	93.58	0.94	93.58	93.58	0.94
10/03/2023	128.00	1.28	128.00	128.00	1.28
16/08/2023	128.00	1.28	128.00	128.00	1.28
08/03/2024	135.00	1.35	135.00	135.00	1.35
16/08/2024	128.00	1.28	128.00	128.00	1.28
07/03/2025	176.00	1.76	176.00	176.00	1.76
18/08/2025	177.00	1.77	177.00	177.00	1.77

August 2025 DB Strategic Income Allocation USD (SIA) Conservative Plus USD

Risks

General risks

- **Price risk:** The share value may fall below the purchase price at which the customer acquired the share at any time.
- **Market risk:** A decline in the price of securities held in the fund caused by a general market movement.
- **Liquidity risk:** In certain market situations, securities and money market instruments contained in the fund may be restricted, sold at a discount or not saleable at all. This can have a negative impact on the unit price.
- **Credit risk:** The solvency of the issuer of a security or money market instrument held directly or indirectly by the fund may subsequently decrease. This generally leads to declines in the price of the security which go beyond the general market fluctuations.
- **Default risk:** The fund invests in various financial instruments, such as shares, bonds or derivatives. These are not subject to deposit protection. As a result, the fund may lose part or all of the capital used for investment or hedging due to fluctuations in the capital markets, but also due to the default or insolvency or willingness of the respective issuer and counterparties to pay. Insofar as the fund invests in financial instruments that typically make dividend payments, interest payments or other payments, these may be partially or completely suspended.
- **Counterparty risk:** The possible use of derivatives creates counterparty risks (counterparty credit risk). This is the risk of a possible temporary or permanent inability to meet interest and/or repayment obligations on time. This can lead to losses when using derivatives.
- **Derivatives risk:** The use of derivatives may expose the fund to increased risks of loss. Derivatives are subject to the same market risks as their underlying assets. Due to the low investment level at conclusion, this can lead to a leverage effect and thus to greater participation in negative price movements. The use of derivatives can lead to disproportionately large losses up to the total loss of the capital used for derivatives transactions and additional payment obligations may arise at the level of the fund.
- **Volatility risk:** The fund is highly volatile due to its composition and/or the techniques used by the fund's management, i.e., share prices may also be subject to higher downward fluctuations within short periods of time.

Specific risks

- **Emerging markets risk:** An investment in emerging market assets is generally subject to higher risks than an investment in developed market assets. In particular, risks of political changes, limitations on currency exchange, stock exchange controls and restrictions on foreign capital investments can have a negative impact on investment performance. Exchange rates, as well as prices for securities or other assets in emerging markets, are subject to greater fluctuations and therefore pose a higher risk to the capital employed.
- **Currency risk:** The fund invests in securities that are not quoted in euro. Possible associated exchange rate fluctuations in the fund are not hedged. As a result, currency losses may occur for securities held in the fund and not quoted in euro.
- **Commodities risk:** The value of commodity-dependent assets is subject to significant fluctuations, which may have a negative impact on the performance of the fund. Commodity-dependent investments are strongly influenced by (currency) policy, economic, financial or natural events, among other things.
- **Conflicts of interest:** Deutsche Bank and its affiliates may act in various capacities in relation to the fund, for example as distributor and investment adviser to the Fund Manager and as investment adviser to interested investors, which may give rise to conflicts of interest.
- **Fund of funds risk:** When investing in units of target funds, it must be taken into account that the fund managers act independently of each other and can therefore pursue the same or opposite investment strategies. This allows existing risks to accumulate, and any opportunities can be offset against each other. In addition, investments in target funds can lead to duplicate costs, as fees are charged at both the fund and target fund level.
- **Risk arising from orientation to sustainability criteria:** The investment process of the fund company takes sustainability criteria into account when selecting assets. These are also referred to as ESG (Environmental, Social and Governance) criteria or sustainable finance criteria. At present, however, there are no uniform criteria or market standards for these approaches. This can result in different fund companies assessing the sustainability of financial products differently. In addition, the selection criteria used by the fund company may differ from the investor's expectations for ESG. In addition, investors do not participate in the performance of securities that in the fund's opinion do not meet the sustainability criteria. It cannot be ruled out that securities which do not, do not fully or no longer meet the sustainability criteria will be taken into account. It should also be noted that, over time, the data provided for the measurement of financial instruments for the purpose of taking into account sustainability criteria may change at any time.
- **Index mapping risk:** In ETFs, the respective fund tries to replicate the index and does not try to exceed it or to counteract a fall in value in times of a falling index. Therefore, if the index falls, the ETF loses at least as much value as the index it tracks, but there are also costs at fund level. Circumstances may also arise, such as market disruptions, additional costs/taxes or extremely volatile markets, which may cause the performance of the fund ETF to deviate significantly from the performance of the index.
- **Fund-specific liquidity risk:** The liquidity risk of ETFs, in which the fund mainly invests, can have a negative impact on the fund's performance. The price of ETFs depends on market supply and demand, fluctuations in the value of the indices represented by the respective ETFs, liquidity of the index components and other factors such as the prevailing conditions on the financial markets. In ETFs, market makers generally set bid and ask prices on an ongoing basis. However, exceptional market conditions may result in exchanges suspending trading on an ETF and the fund therefore being unable to sell ETF shares held.
- **Diversification risk:** A risk of a lack of diversification (concentration risk) can arise if large parts of a portfolio are invested in a single financial instrument. Diversification can be achieved by investing in various broadly diversified individual investments or by investing in a diversified financial instrument. The sub-fund invests in various ETFs and individual securities. The aim is to achieve a spread across various asset classes (e.g., equities, bonds and alternative investments). This is intended to counteract the risk of a lack of diversification. Nevertheless, this sub-fund may have a negative performance.

August 2025 DB Strategic Income Allocation USD (SIA) Conservative Plus USD

Glossary

Asset allocation – Refers to the allocation of an investment to different asset classes (e.g. equities, bonds, alternative investments)

Creditworthiness – Describes the creditworthiness and solvency of an issuer and is used as a benchmark for the security of a bond.

Derivate / Derivative Instruments – A derivative is a mutual contract that derives its economic value from the fair value of a market benchmark. The benchmark is referred to as the underlying. Underlying's can be securities, financial ratios or commodities. Depending on the form of the main performance obligations in the contract, a distinction is made between fixed-term transactions, option transactions and swap transactions.

Diversification – Diversification refers to the distribution of risks among several risk carriers with as little synchronization as possible between them. In a portfolio, assets are spread across various investments and asset classes such as bonds, equities, currencies, real estate, precious metals and alternative investments

Dividend yield – A measure calculated in percentage by dividing the dividend by the share price.

Duration – A measure of the sensitivity of a fixed income security to a change in interest rates.

Entry charge – Is a fee to be paid by the investor acquiring fund shares.

Investment grade – Bonds with an investment grade rating are considered by rating agencies to be investments of at least medium quality (generally BBB).

Management Fee – Is part of the Total Expense Ratio (TER) and is charged to the fund as ongoing costs.

Maximum Drawdown – The maximum drawdown is the absolute largest decrease in value in percent in a given time period. It considers the extent to which the strategy has lost value from the high to the low in the selected period.

Options – A financial instrument that gives you the opportunity to buy / sell a security in the future at a price defined today.

Rating – Is the ordinally scaled classification of the creditworthiness of an economic entity (company, state) or financial instrument. The classification is usually carried out by a rating agency or a credit institution. Rating refers to both the procedure for determining the credit rating and its result.

Sharpe Ratio – The ratio of the return earned above the risk-free interest rate to the risk taken in return. The higher the value of the Sharpe ratio, the better the performance of the investment in relation to the risk taken.

Spread – The difference between two values (e.g. between government bond market yields in two markets). It can be seen as a measure of risk comparing two kinds of issuer types.

Value at Risk – A term for a measure of risk: the value of the loss of a particular risk position with a given probability within a given time horizon.

Volatility – The range of fluctuation during a given period. Volatility is a mathematical quantity (usually standard deviation) for the measure of the risk of an investment. For example, an average value is calculated for the development of the fund in one month. As a standard, the fluctuations of this value are measured, which describe how far the fund has moved away from this average value in one month. The calculated range of fluctuation around the mean value is volatility. This figure is useful because higher volatility of a fund usually means higher risk.

Yield curve – The yield curve graphically shows the yield on bonds with different maturities calculated over a period of one year. The steepness or slope of the yield curve results from the distance between the long-term and short-term interest rates.

Funds: MSCI ESG Ratings		What it means
AAA, AA	LEADER	The companies that the fund invests in show strong and/ or improving management of financially relevant environmental, social and governance issues. These companies may be more resilient to disruptions arising from ESG events.
A, BBB, BB	AVERAGE	The fund invests in companies that show average management of ESG issues, or in a mix of companies with both above-average and below-average ESG risk management.
B, CCC	LAGGARD	The fund is exposed to companies that do not demonstrate adequate management of the ESG risks that they face, or show worsening management of these issues. These companies may be more vulnerable to disruptions arising from ESG events.

August 2025 DB Strategic Income Allocation USD (SIA) Conservative Plus USD

Disclaimer

For investors in the UK

FOR THE EXCLUSIVE USE OF DB UK BANK LIMITED ONLY

Please read the brochure and the KID before making a final investment decision.

Issued in the UK by DWS Investments UK Limited for exclusive use by DB UK Bank Limited. For the avoidance of doubt, DWS is not distributing this fund to clients in the UK and has no responsibility to clients for its distribution.

DWS Investments UK Limited is authorised and regulated by the Financial Conduct Authority. Any reference to "DWS" shall, unless otherwise required by the context, be understood as a reference to DWS Investments UK Limited including any of its parent companies, any of its or its parent companies, affiliates or subsidiaries and, as the case may be, any investment companies promoted or managed by any of those entities. The information contained in this document is provided for information purposes only. Any investment decision in relation to a fund should be based solely on the latest version of the prospectus, the audited annual and, if more recent, un-audited semi-annual reports and the Key Investor Information Document (KIID), all of which are available in English upon request to DWS Investment S.A., 2, Boulevard Konrad Adenauer, L-1115 Luxembourg or on www.dws.com. In the case of any inconsistency with the prospectus, the latest version of the prospectus shall prevail. The Investment Company may decide to terminate the arrangements made for the marketing of this fund. This document is intended for discussion purposes only and does not create any legally binding obligations on the part of DWS Group GmbH & Co. KGaA and/or its affiliates (DWS). Without limitation, this document does not constitute an offer, an invitation to offer or a recommendation to enter into any transaction. When making an investment decision, you should rely solely on the final documentation relating to the transaction and not the summary contained herein. DWS is not acting as your financial adviser or in any other fiduciary capacity in relation to this fund. The fund may not be appropriate for all investors and before entering into any transaction you should take steps to ensure that you fully understand the transaction and have made an independent assessment of the appropriateness of the transaction in the light of your own objectives and circumstances, including the possible risks and benefits of entering into such transaction. For general information regarding the nature and risks of the fund please go to <https://www.db.com/company/en/risk-disclosures.htm>. You should also consider seeking advice from your own advisers in making this assessment. If you decide to enter into a transaction, you do so in reliance on your own judgement. This document is not directed to, or intended for distribution to or use by, any person or entity who is a citizen or resident of or located in any locality, state, country or other jurisdiction, including the United States, where such distribution, publication, availability or use would be contrary to law or regulation or which would subject DWS to any registration or licensing requirement within such jurisdiction not currently met within such jurisdiction. Persons into whose possession this document may come are required to inform themselves of, and to observe, such restrictions.

This product is based overseas and is not subject to UK sustainable investment labelling and disclosure requirements. Further information in relation to the UK sustainability labelling and disclosure requirements can be found on the UK FCA's website <https://www.fca.org.uk/firms/climate-change-and-sustainable-finance/sustainability-disclosure-and-labelling-regime>.

Key Risk Factors

Investments in funds involve numerous risks including, among others, general market risks, credit risks, foreign exchange risks, interest rate risks and liquidity risks. As such, the value of an investment in the fund may go down as well as up and can result in losses, up to and including a total loss of the amount initially invested. Movements in exchange rates can impact the value of your investment. If the currency of your country of residence is different from the currency in which the underlying investments of the fund are made, the value of your investment may increase or decrease subject to movements in exchange rates. © 2020 DWS Investments UK Limited. Authorised and regulated by the Financial Conduct Authority.

Although Deutsche Bank AG's information providers, including without limitation, MSCI ESG Research LLC and its affiliates (the "ESG Parties"), obtain information from sources they consider reliable, none of the ESG Parties warrants or guarantees the originality, accuracy and/or completeness of any data herein. None of the ESG Parties makes any express or implied warranties of any kind, and the ESG Parties hereby expressly disclaim all warranties of merchantability and fitness for a particular purpose, with respect to any data herein. None of the ESG Parties shall have any liability for any errors or omissions in connection with any data herein. Further, without limiting any of the foregoing, in no event shall any of the ESG Parties have any liability for any direct, indirect, special, punitive, consequential or any other damages (including lost profits) even if notified of the possibility of such damages.